





1120 Enterprise Place
Arlington, TX 76001

Ph: 817.467.7171
FX: 817.468.3147

R.M.R.E. BIG BLOCK CHEVROLET VALVETRAIN STABILIZER


The following illustrations should facilitate the installation of your Reher-Morrison valvetrain stabilizer. The method shown below is one of the simplest for mounting the girdle on a big block Chevrolet cylinder head.


1st install poly locks to one intake and all the exhaust rocker arms. Next rough adjust valve lash on these valves.



Now with stud girdle loosely fastened together, place it 1st on the intake poly lock and use this poly lock as a pivot point.



Using the intake poly lock as a pivot, rotate the gridle counterclockwise and lower it onto the exhaust poly locks.





You are half way home now. The lower course of exhaust and one intake on the top are now attached.

Now you can semi-tighten the lower course of girdle bolts.



Next simply slide the intake poly locks through the girdle and rough adjust the valve lash.

Your RMRE stud girdle installation is complete. Now make your final valve adjustments.

Check and tighten all the girdle bolts before you button everything up.

